

Spring, 2008 York College Research Pool Review

Karen Manifold, B.A.
Research Pool Manager
&
William Ashton, Ph.D.
Research Pool Coordinator

Background

The research pool provides students in specified courses in Psychology, Social Work, Sociology and Anthropology an opportunity to take part in actual research studies in the discipline by making participation a class requirement. The research pool also provides faculty and advanced students in our departments with participants for research projects. The research pool does this by matching students who are seeking to participate in a research study with researchers who need participants for their studies.




The research pool is a valuable resource for York College students. Participation in a research study is the norm for college and university undergraduates across the country. Now, because of the research pool, our students have the same insights to our disciplines as graduates of other colleges.

However, the greatest advantage the research pool provides is to our faculty and student researchers. Finding people ready to take part in a research study is a daunting task for a researcher in the behavioral or social sciences. In order to facilitate the conduct of research, many schools have implemented a research pool. York's research pool has been an invaluable tool for almost every researcher at York in the behavioral or social sciences. Also, the existence of a research pool demonstrates institutional support for research when writing and securing external grant funding for research.

Spring, 2008 Review




The spring of 2008 was the second semester of the use of the SONA on-line management system. The implementation of the SONA system allowed for easier use by students, better security of information and advanced features for the researchers. The purchase of SONA services are funded by a grant from the Student Tech Fee Use Committee.

Students





-  674 students registered on SONA
-  2471 points granted
-  47 points in penalties

Frequency of point totals earned by students

| <u>Number of Points Earned</u> | <u>Number of Students</u> |
|--------------------------------|---------------------------|
| 0 | 46 |
| 1 | 18 |
| 2 | 23 |
| 3 | 24 |
| 4 | 415 |
| 5 | 75 |
| 6 | 33 |
| 7 | 13 |
| 8 | 6 |

-  111 failed to achieve 4 points (required for class credit)
-  543 earned 4 or more credits (meeting class credit)
-  Average credits earned per student was 3.7

Studies

-  3 in-person studies and 5 on-line studies
 - *Relationships and sexual behavior(online)*
 - *Programs at York College(online)*
 - *Person Perception(in-person)*
 - *Stress among college students(online& in-person)*
 - *Burnout among college students(online)*
 - *Food security among urban residents(online)*
 - *Library Study # 2(in-person)*
-  3 York faculty members ran studies
-  Over 8 York students were involved in running studies
-  1 external researcher (Rutgers graduate student and ex-York student)

Courses

-  33 courses were involved

Course participation

| <u>Course</u> | <u>Number of Students Participating in Pool</u> | <u>Total Number in Class</u> | <u>Percent of Class Participating</u> |
|--------------------------------|---|------------------------------|---------------------------------------|
| Scwk 350/ Anth 220/ Soc 220 MN | 5 | n/a | n/a |
| Scwk350/ Anth 220/ Soc 220 TW | 12 | n/a | n/a |
| Social work 300 PQR | 1 | 22 | 4.55 |
| Anthropology 101 WEB 1 | 2 | 22 | 9.09 |
| Psychology 102 ZZ | 26 | 34 | 76.47 |
| Psychology 102 LSFH | 9 | 14 | 64.29 |
| Psychology 102 M | 54 | 55 | 98.18 |
| Psychology 102 Y | 2 | 22 | 9.09 |
| Sociology 101 W | 1 | 47 | 2.13 |
| Sociology 101 D | 41 | 56 | 73.21 |
| Sociology 101 E | 24 | 55 | 43.64 |
| Sociology 101 HK1 | 4 | 56 | 7.14 |
| Psychology102 W | 50 | 57 | 87.72 |
| Sociology 101 S | 21 | 52 | 40.38 |
| Sociology 101 Y | 34 | 55 | 61.82 |
| Social Work 360 V | 15 | 16 | 93.75 |
| Sociology 101 HK2 | 41 | 54 | 75.93 |
| Anthropology 101 WEB 3 | 11 | 22 | 50.00 |
| Psychology 102 C | 3 | 30 | 10.00 |
| Social Work 360 HK1 | 10 | 11 | 90.91 |
| Scwk 350/ Anth 220/ Soc 220 SV | 13 | 15 | 86.67 |
| Psychology 102 B | 67 | n/a | n/a |
| Psychology 102 HK2 | 20 | 53 | 37.74 |
| Sociology 101 C | 54 | 57 | 94.74 |
| Psychology 102 ESK | 46 | 57 | 80.70 |
| Psychology 102 HK1 | 29 | 55 | 52.73 |
| Anthropology 101 S | 20 | 45 | 44.44 |
| Sociology 101 PQ | 20 | 54 | 37.04 |
| Social Work 101 V | 2 | 23 | 8.70 |

| | | | |
|---------------------|----|----|-------|
| Anthropology 101 V | 14 | 29 | 48.28 |
| Social Work 300 SSV | 2 | 12 | 16.67 |
| Anthropology 101 DE | 51 | 55 | 92.73 |

The overall average percent of the class participating in the research pool is about 51%. This is similar to the overall average participating from the fall of 2007, which was 49%.

No Shows

No shows are participant absences from in-person studies. In-person studies require a commitment of time and resources on the part of the researcher. When a student, who has registered to a session, is absent from an experiment, then the researcher loses valuable resources.

- Stress and its Outcomes among College Students had 57 sign-ups and 17 no-shows (a 30% no-show rate).
- Library Student #2 had 250 sign-ups and 53 no-shows (a 21% no-show rate)
- Person Perception had 143 sign-ups and 24 no-shows (a 17% no-show rate)

Feedback













All studies, before being considered for admission into the York College Research Pool, must pass ethical review by the York College IRB committee. The research pool program provides an additional layer of ethical protection by seeking feedback from participants after the study is completed.

After each in-person and on-line session, students are asked to evaluate the session. Students are questioned as to whether the study met IRB/ethic standards and as to their treatment by the researcher.

The feedback on all of the studies from the spring indicated that ethical standards were being appropriately implemented and that researchers were treating the participants with respect and courtesy.

Representative Comments

The following are representative comments from the free response section of the evaluations:

-  It was a good research and I learned something out of the experiment.
-  The survey was planned out very well.
-  It only took me like 20 minutes to complete it which is good.
-  It was interesting and I learned more about research.
-  experiment was good
-  This experiment was explanatory on how accidents happen when you least expect them to.
-  no comments
-  The Researcher was very clear, concise and helpful
-  The Researcher was very nice and helpful.
-  good experiment.
-  Educational experiment.
-  Helpful for those students who may be falling through the cracks.



Interesting survey



This questionnaire was very knowledgeable



It was very professional



it was not too lengthy approximately 25 min



No comments



No comments



Many of the questions were very repetitive



thanks



I have acknowledge a great lot from this questionnaire



no comments



the study did not take into account people who did not go to H.S in the U.S



i got tired of answering the same question over and over again



ok