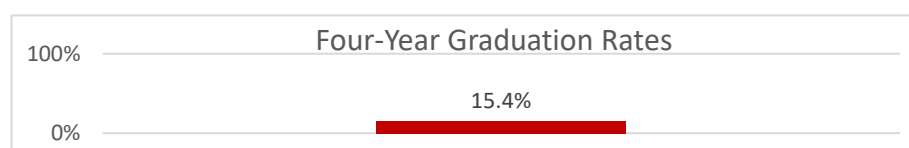
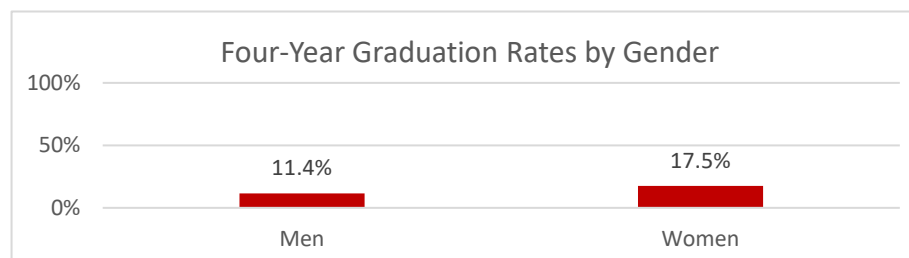


## Four-Year Graduation Rates of Full-Time First-Time Freshmen Enrolled in Baccalaureate Programs: Fall 2020 Entering Cohort

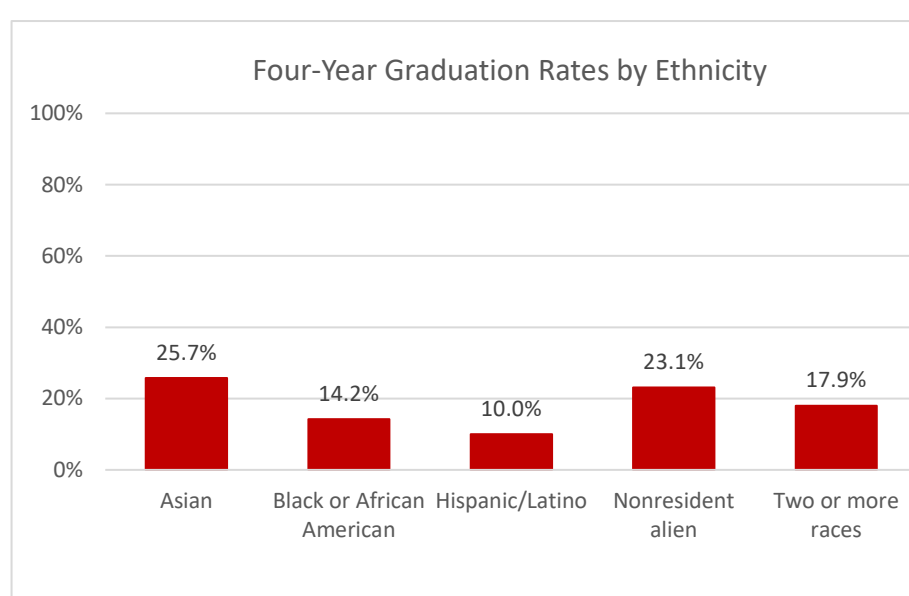
Total	Cohort (N)	Graduation Count (N)	Graduation Rate (%)
Entering Cohort	830	128	15.4%



Gender	Cohort (N)	Graduation Count (N)	Graduation Rate (%)
Men	280	32	11.4%
Women	550	96	17.5%
Total	830	128	15.4%



Ethnicity	Cohort (N)	Graduation Count (N)	Graduation Rate (%)
American Indian or Alaskan Native	*	*	*
Asian	171	44	25.7%
Black or African American	260	37	14.2%
Hispanic/Latino	300	30	10.0%
Native Hawaiian or Other Pacific Islander	*	*	*
Nonresident alien	26	6	23.1%
Two or more races	39	7	17.9%
White	*	*	*
Total	830	128	15.4%



\*Rates not reported on cohorts less than 25