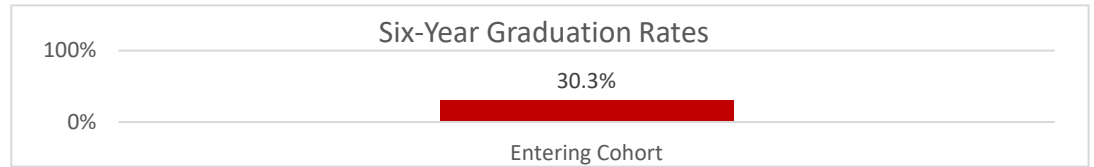
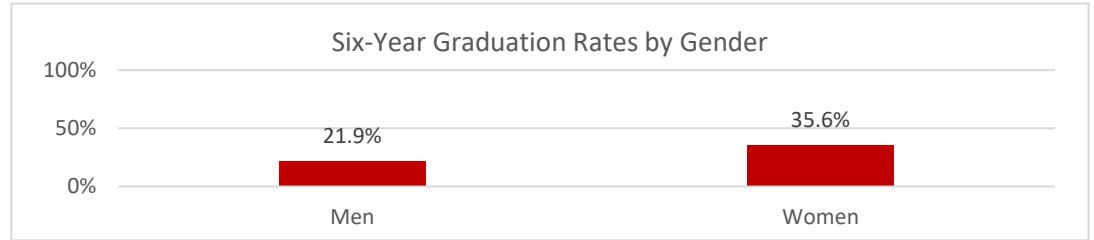


Six-Year Graduation Rates of Full-Time First-Time Freshmen Enrolled in Baccalaureate Degree Programs Fall 2017 Entering Cohort

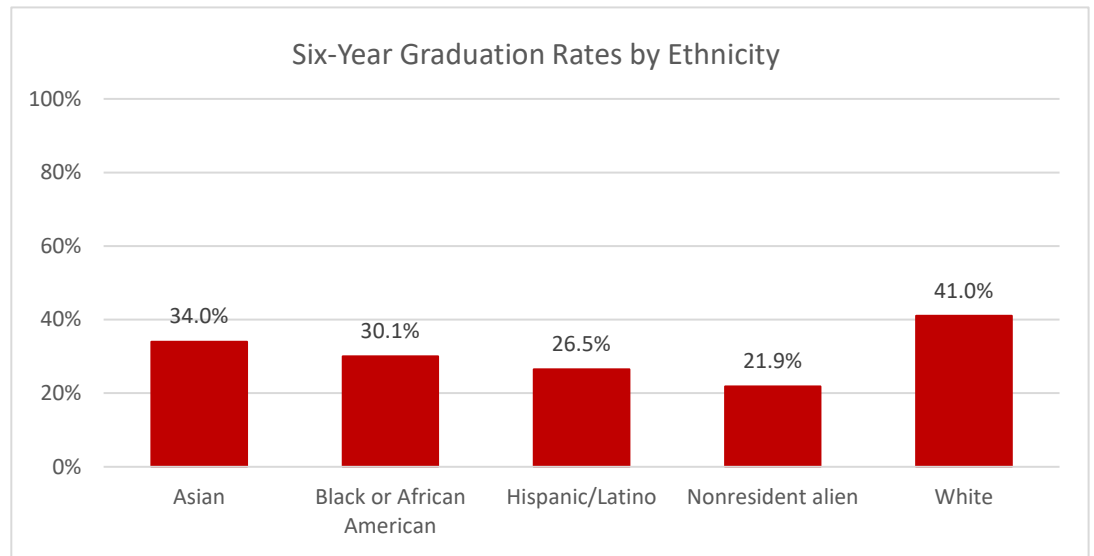
	Cohort (N)	Graduated from York	
		Count (N)	Graduation Rate (%)
Total			
Entering Cohort	1087	329	30.3%



Gender	Cohort (N)	Graduated from York	
		Count (N)	Graduation Rate (%)
Men	424	93	21.9%
Women	663	236	35.6%
Total	1087	329	30.3%



Ethnicity	Cohort (N)	Graduated from York	
		Count (N)	Graduation Rate (%)
American Indian or Alaskan Native	7	3	*
Asian	259	88	34.0%
Black or African American	376	113	30.1%
Hispanic/Latino	340	90	26.5%
Native Hawaiian or Other Pacific Islander	1	*	*
Nonresident alien	32	7	21.9%
Two or more races	33	12	*
White	39	16	41.0%
Total	1087	329	30.3%



*Rates not reported on cohorts less than 25